


SAFETY **SHIP** MATCH

MADE IN SWEDEN



HOUSEHOLD

J. JOHN MASTERS & CO. LTD. LONDON

RECIPES BY **BON VIVEUR**
(Fanny and Johnnie Craddock)

PERFECT FOR TEA



BON VIVEUR

Featherweight Sponge

3 medium eggs; 2 1/2 ozs. sifted S.R. flour; 4 ozs. castor sugar. Place sugar on heat-resistant plate covered with kitchen foil. **Bake** in middle of oven at Gas Mark 6 for 6 mins. Tip baked sugar on to eggs. Whip vigorously till mixture doubles bulk and forms golden foam. Stir in flour lightly and carefully. Spread into 1 standard Swiss roll tin or 2 standard Victoria sponge tins, being careful to line each with filling piece of well-oiled greaseproof paper. (Bake Gas Mark 7 for 9 mins.). Run knife round edges, turn out, cool sponge circles on rack. Turn Swiss roll onto floured (not sugared) greaseproof sheet over 4 thicknesses newspaper. Cut off lengthwise edges immediately, spread with chosen filling and roll up when cold without fear of sponge cracking.

J. JOHN MASTERS & CO. LTD.
BOUNDARY HOUSE • JEWRY ST • LONDON EC3

AVERAGE CONTENTS 350



SAFETY SHIP MATCH

MADE IN SWEDEN

HOUSEHOLD

J. JOHN MASTERS & CO. LTD. LONDON




a series of 12
RECIPES BY BON VIVEUR
(Fanny and Johnnie Craddock)

PERFECT FOR A PARTY PUDDING



Ambassador's Pudding

3/4 lb. bitter or plain chocolate; 3 1/2 ozs. petit beurre biscuits; 3 1/2 ozs. butter; 3 1/2 ozs. sifted icing sugar; 3 tbsps. dbl. cream; 2 egg yolks; 2 stiffly whipped egg whites; 2 ozs. peeled grops; 3 tbsps. kirsch; 2 tbsps. water.

Crumble biscuits coarsely. Soften chocolate in small pan over low heat with water; beat well; beat in butter in flakes, turn into bowl. Beat in egg yolks, stir in sugar, beat in egg whites, then fruit, then biscuits. Finally beat in cream. Scope into 5" diameter sliding-based cake tin which you have thoroughly brushed with oil or unstated butter. Chill in refrigeration (keeps 3 days), unmould, decorate with whipped cream and shavings of plain chocolate on top.

J. JOHN MASTERS & CO. LTD.
BOUNDARY HOUSE • JEWRY ST • LONDON EC3

AVERAGE CONTENTS 350





SAFETY SHIP MATCH

MADE IN SWEDEN

J. JOHN MASTERS & CO. LTD. LONDON

HOUSEHOLD



HOUSEHOLD GUIDE TO INDOOR PLANTS

KEEP THE AIR MOIST

Fires, radiators and central heating dry out the air in a room. Most plants dislike it and leaves tend to shrivel and fall. Overall humidity is impractical but you can create a 'microclimate' around your plants.

Moist air bath. Half fill a dish with pebbles. Add water until the stones are nearly covered, then stand the pot on these. Add water when lost through evaporation.

Steam Bath. Several plants, cyclamen especially, respond to steam baths when their leaves droop. Stand the pot on a block of wood in a basin. Then pour boiling water nearly level with the top of the wood. Remove pot after 5 minutes.

No free your copy of the best selling booklet, "Be Your Own House Plant Expert" just send a 1/6d Postal Order, making & address plus this back label to: J. John Masters & Co. Ltd, Bouverie House, Bouverie St., London, E.C.3.

AVERAGE CONTENTS 350





SAFETY SHIP MATCH

MADE IN SWEDEN



J. JOHN MASTERS & CO. LTD. LONDON

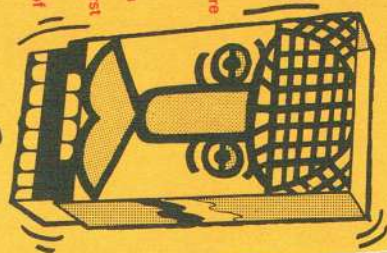
HOUSEHOLD



Make a puppet out of this box

Find out how to turn your Household match boxes into fascinating hand puppets and keep the family amused for hours. A colourful kit and instructions for making three different puppets are offered to Big Match customers at a minimal price.

Just cut out the coupon (making sure you keep the box to make your first puppet) and send off with a Postal Order for 10p to cover the cost of postage, etc.



Please send me the match box puppet kit. I enclose P.O. for 10p.

Name

Address


Send to: Dept. H: J. John Masters & Company Limited,
Boundary House, Jewry Street, London EC3

THE MATCHES

AVERAGE CONTENTS 350



SAFETY **SHIP** MATCH



MADE IN SWEDEN

J. JOHN MASTERS & CO. LTD. LONDON

HOUSEHOLD



Household Finiks

HOW TO CLEAN A BATH




Despite popular belief harsh scouring powders should not be used on a bath as the abrasive action will gradually scratch the surface and staining will result.

Ordinary scum or soap 'tide marks' can be removed with a cloth wrung out in hot water and sprinkled with household detergent. The bath should then be rinsed with hot water and when dry, in order to help lessen marks in future, it should be rubbed with a little silicone polish. Or you can buy a special cleaning powder, which will not harm the surface from most manufacturers of bathroom equipment.

Make a collection of this series-cut out the back labels and use this box as a handy card holder.



AVERAGE CONTENTS 330





SAFETY **SHIP** MATCH

MADE IN SWEDEN

J. JOHN MASTERS & CO. LTD. LONDON

HOUSEHOLD



1974

July

S	..	7	14	21	28	..
M	1	8	15	22	29	..
T	2	9	16	23	30	..
W	3	10	17	24	31	..
T	4	11	18	25
F	5	12	19	26
S	6	13	20	27

August

S	..	4	11	18	25	..
M	..	5	12	19	26	..
T	..	6	13	20	27	..
W	..	7	14	21	28	..
T	1	8	15	22	29	..
F	2	9	16	23	30	..
S	3	10	17	24	31	..

September

S	1	8	15	22	29	..
M	2	9	16	23	30	..
T	3	10	17	24
W	4	11	18	25
T	5	12	19	26
F	6	13	20	27
S	7	14	21	28

October

S	..	6	13	20	27	..
M	..	7	14	21	28	..
T	1	8	15	22	29	..
W	2	9	16	23	30	..
T	3	10	17	24	31	..
F	4	11	18	25
S	5	12	19	26

November

S	..	3	10	17	24	..
M	..	4	11	18	25	..
T	..	5	12	19	26	..
W	..	6	13	20	27	..
T	..	7	14	21	28	..
F	1	8	15	22	29	..
S	2	9	16	23	30	..

December

S	1	8	15	22	29	..
M	2	9	16	23	30	..
T	3	10	17	24	31	..
W	4	11	18	25
T	5	12	19	26
F	6	13	20	27
S	7	14	21	28

AVERAGE CONTENTS 330

J. John Masters & Company Limited
Boundary House, Jewry Street, London EC3N 2HN

